

## SP Premium Plus

SP Premium Plus is the advanced model with outdoor design.

It can be operated in a harsh environmental condition for high humidity / high temperature (up to 60°C).

Long life span and less maintenance.



IP65 Water & Dustproof



Parallel Operation



BMS Function



Wi-Fi Function

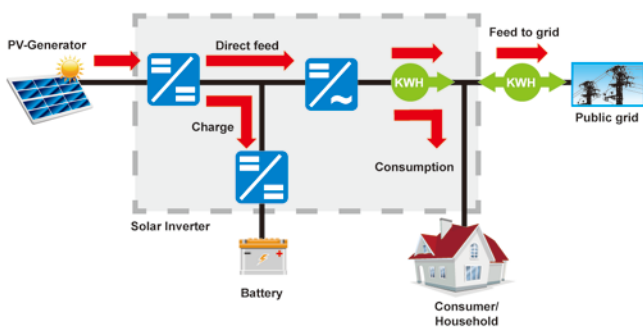


### Features

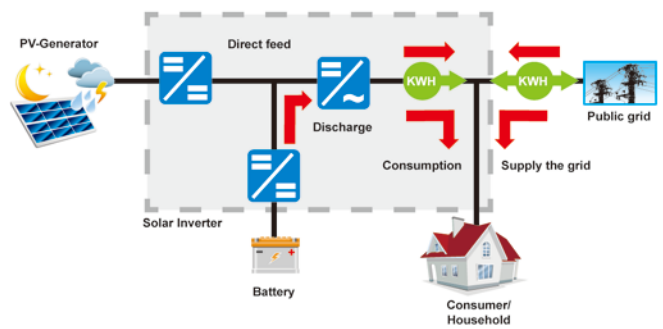
- IP65 outdoor design
- 150% unbalanced load support
- Dual output selected as programmable output or Generator input
- Programmable multiple operation modes: Grid-tie, off-grid and grid-tie with backup
- Built-in WIFI for the APP monitoring
- Built-in BMS Function
- Maximum charging up to 80A adjustable
- Parallel operation up to 4 units

### Operation Diagram:

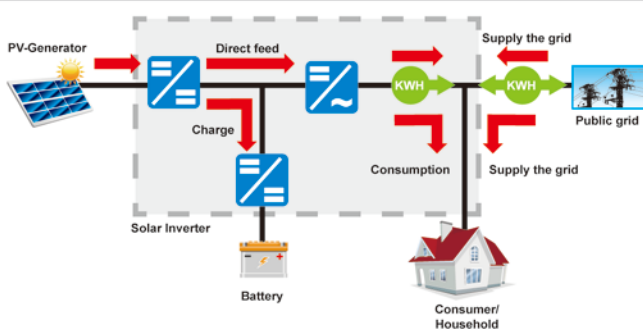
Enough PV Energy Input



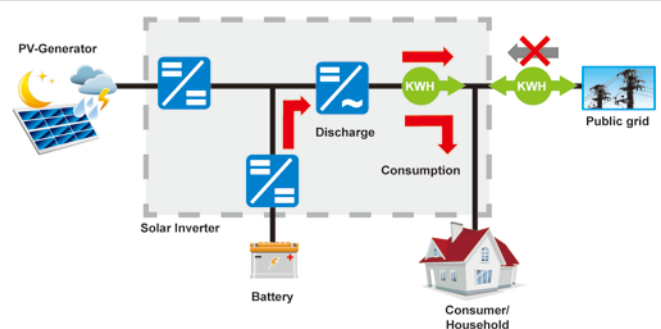
No PV energy and battery is fully discharged



Household's consumption is higher than supply from PV

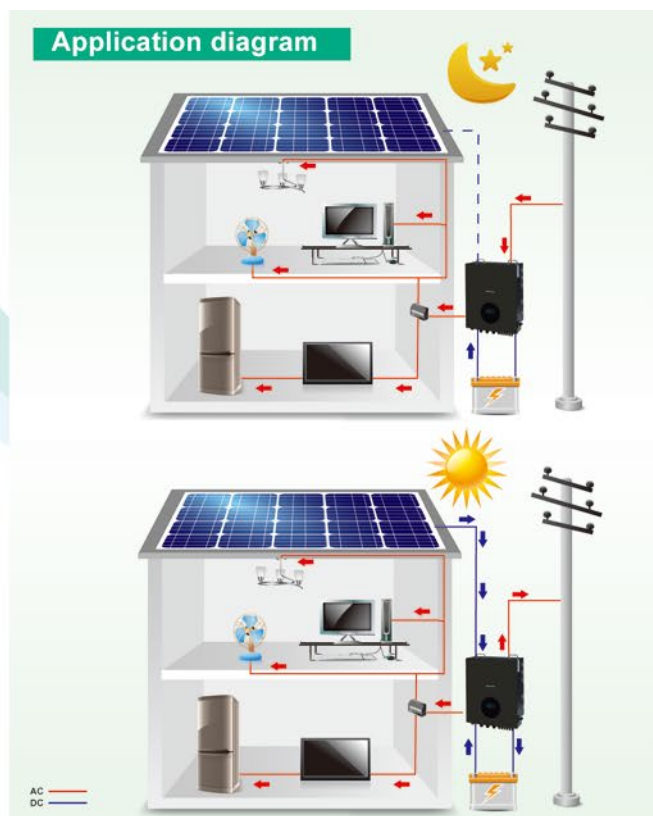


No PV energy and the consumption from household is supplied by battery



## SP30000 Premium Plus

# SP Premium Plus Series



### Specifications

MODEL	SP30KW Premium Plus
Rated Output Power	30KW
Maximum Charging Power	30KW
<b>PV INPUT (DC)</b>	
Maximum DC Power	40KW
Nominal DC Voltage/ Maximum DC Voltage	720 VDC / 1000 VDC
Start-up Voltage / Initial Feeding Voltage	320 VDC / 350 VDC
MPP Voltage Range	350 VDC ~ 900 VDC
Number of MPP Trackers / Maximum Input Current	3 / 26A
<b>GRID OUTPUT (AC)</b>	
Nominal Output Voltage	230VAC* (P/N) / 400 VAC (P-P)
Output Voltage Range	184-265 VAC per phase
Output Frequency Range	47.5 ~ 51.5 Hz or 59.3 ~ 60.5 Hz
Nominal Output Current	43.5 A per phase
Power Factor	0.9 lag to 0.9 lead
<b>EFFICIENCY</b>	
Maximum Conversion Efficiency (DC/AC)	96.5%
<b>AC INPUT</b>	
AC Start-up Voltage / Auto Restart Voltage	120-140 VAC per phase / 180 VAC per phase
Acceptable Input Voltage Range	170-280 VAC per phase
Maximum AC Input Current	50 A per phase
<b>BATTERY MODE OUTPUT (AC)</b>	
Nominal Output Voltage	230VAC* (P/N) / 400 VAC (P-P)
Efficiency (DC to AC)	>96%
<b>BATTERY &amp; CHARGER</b>	
Nominal DC Voltage	300 VDC ~ 950 VDC (adjustable)
Maximum Charging Current	80A
<b>PHYSICAL</b>	
Dimension (D×W×H)	255 × 660 × 750 mm
Net Weight	73 Kgs
<b>INTERFACE</b>	
Communication Port	RS-232/USB
Intelligence Slot	Optional SNMP, GPRS, WIFI, Modbus cards available
<b>ENVIRONMENT</b>	
Humidity	0 ~ 90% RH (Non-Condensing)
Operating Temperature	-10°C to 55°C
Altitude	0 ~ 1000 m**

\*\* Power derating 1% every 100m when altitude is over 1000m. Specifications are subject to change without notice.

### Parallel Operation

Maximum up to 4pcs

